

Product Information

Models

Blade Louvers 39° Blade

RSE5

Price RSE5 stationary drainable louvers feature alloy 6063-T5 extruded aluminum. The drainable louvers achieve optimum air performance and water penetration ratings with vertical and horizontal gutter systems that capture droplets before they cascade from blade to blade and are entrained in the airstream. This louver is available with visible mullions that are joined with an extruded aluminum "1" connection, or continuous horizontal blades that utilize concealed blade braces and hidden vertical supports in place of jamb frames to present uninterrupted horizontal blade appearance.

Features


- Drainable Blade.
- .081" Extruded Aluminum Blades and Frames.
- Nominal **38.5%** free area (based on 48" x 48").
- Integral perimeter caulking stop.
- 1/2" x 1/2" (12 x 12) 16 gauge Expanded Aluminum Bird Screen without frame.
- Mill finish.

Options

- Welded Construction.
- Extended Sill (loose) 14 GA. Aluminum.
- Continuous Blade Sections (invisible mullions).
- Blank-offs are available in Aluminum with or without Insulation. Insulation is available in 1", 1.5", 2", or 3" thickness.
- Variety of Mounting options.
- Exterior or Interior Frame Mounting.
- Variety of Bird Screens, Insect Screens and Frames available.
- Wide variety of Finishes: Baked Enamel, Prime Coat, Custom Finishes, Clear Anodized and Colour Anodized.
- Select from PRICE Colour Chart or provide colour sample to match.
- Note: Colour variations can be expected within the same order and even on the same louver due to the anodizing process.

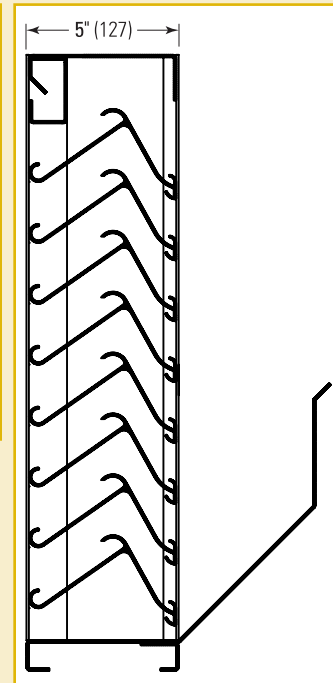
Blade Louvers 5" (127 mm) Deep

RSE5



Louver Type:	Storm Class
Material:	Extruded Aluminum (Alloy 6063-T5)
Front Blade:	0.081" (2.06mm)
Back Blade:	N/A
Frame:	0.081" (2.06mm)
Louver Depth:	5" (127.0mm)
Water Penetration Test:	Simulated Rain
% Free Area:	38.5%
Free Area – 4' x 4' Unit:	6.16 sq. ft. (0.572 sq m)
Ext Wind Velocity:	29.1 mph (13 m/s)
Rainfall Rate:	2.95"/H (75 ml/H)
Effectiveness Ratio:	99.73%

Ratings do not include the effect of a bird screen.



Extruded Aluminum - Fixed Blades

RSE5

Drainable Blades



Acoustical Louvers

5" (127 mm) Deep

Louver Type:	Storm Class
Material:	Extruded Aluminum (Alloy 6063-T5)
Front Blade:	0.081" (2.06mm)
Back Blade:	N/A
Frame:	0.081" (2.06mm)
Louver Depth:	5" (127.0mm)
Water Penetration Test:	Simulated Rain
% Free Area:	38.5%
Free Area – 4' x 4' Unit:	6.16 sq. ft. (0.572 sq m)
Ext Wind Velocity:	29.1 mph (13 m/s)
Rainfall Rate:	2.95"/H (75 ml/H)
Effectiveness Ratio:	99.73%

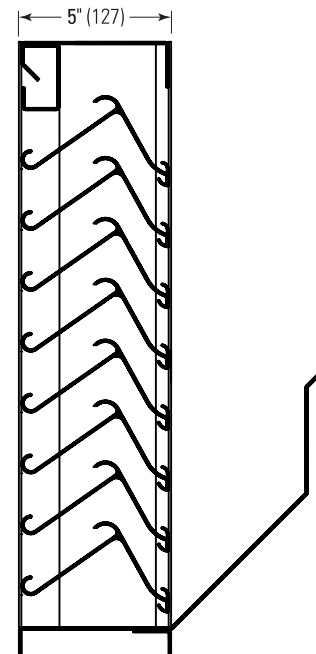
Ratings do not include the effect of a bird screen.

RSE5 Blade Louvers 5" (127 mm) Deep



Features

- Drainable Blade.
- .081" Extruded Aluminum Blades and Frames.
- Nominal 39% free area (based on 48"x 48").
- Integral perimeter caulking stop.
- 1/2" x 1/2" (12 x 12) 16 gauge Expanded Aluminum Bird Screen without frame
- Mill finish.



ALL-WELDED CONSTRUCTION

